


# Quick Start Guide

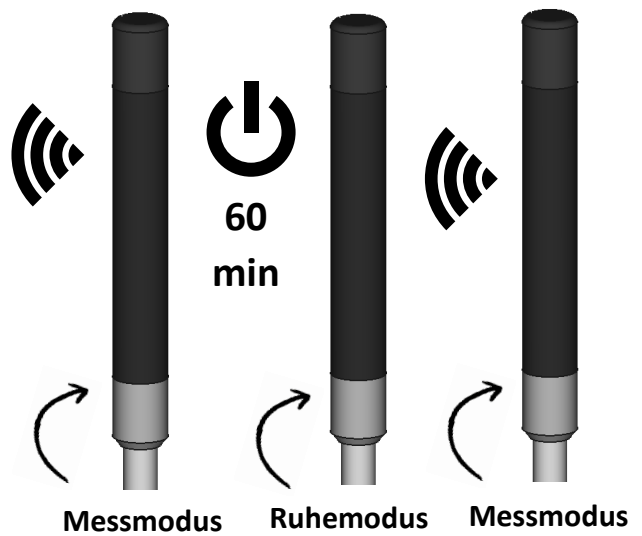
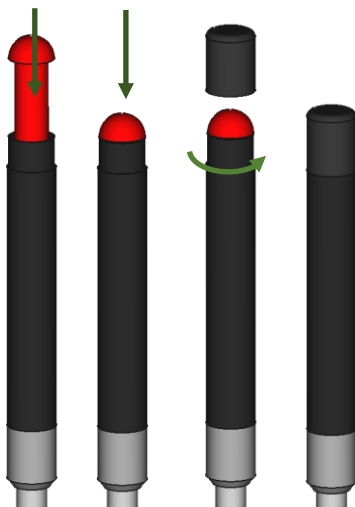


## *thermo sense* - Clock

(Temperaturmesssystem OFFLINE)

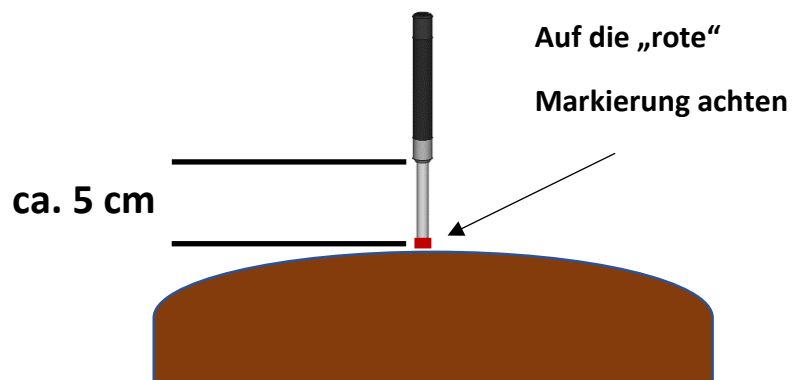
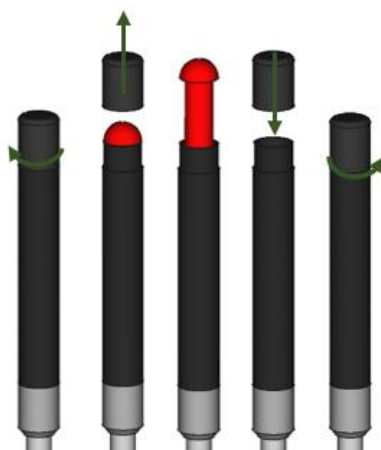
### Inbetriebnahme

### Funktionsweise



### Sonde deaktivieren

### Positionierung im Material




# Auslesen der Messwerte

---

**Schritt 1:** BS USB mit PC verbinden und Software öffnen



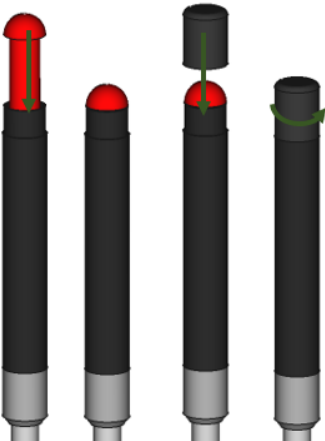
**Schritt 2:** Batterie entfernen



**Schritt 3:** 30 Sekunden warten



**Schritt 4:** Batterie einlegen



**Schritt 5:** thermo sense überträgt Daten an BS USB

